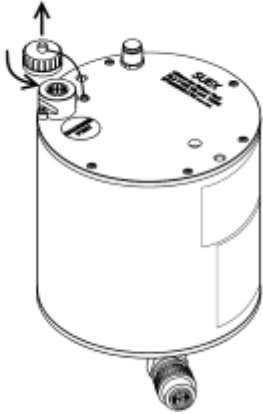


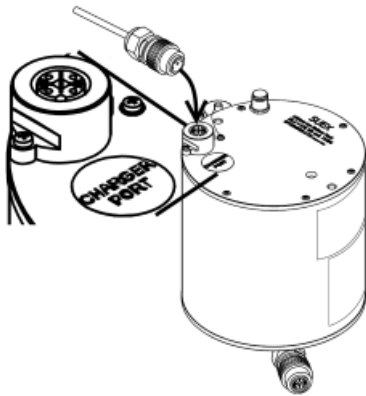
1) REMOVE THE CAP



2) PLUG THE CHARGER TO THE MAIN




3) PLUG IN THE CHARGER PLUG INTO THE BATTERY CHARGER PORT



4)

**START CHARGING**

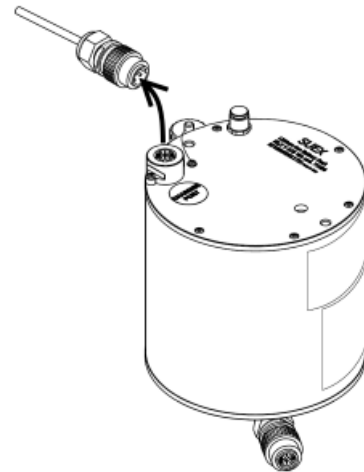
5)



**RED** = CHARGE IN PROGRESS

**STEADY** or **BLINKING GREEN** =  
**BATTERY FULL**

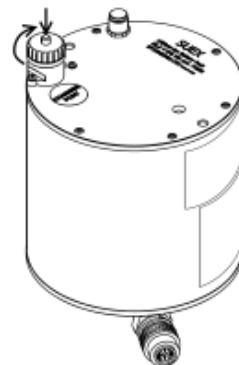
6) DISCONNECTED THE CHARGER PLUG FROM THE BATTERY CHARGER PORT



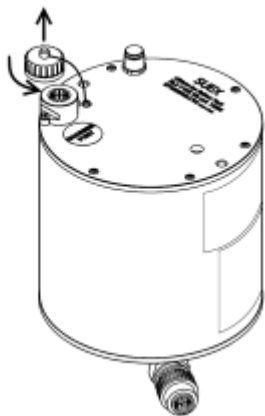
7) DISCONNECTED THE CHARGER FROM MAIN



8) PUT THE CAP BACK ON



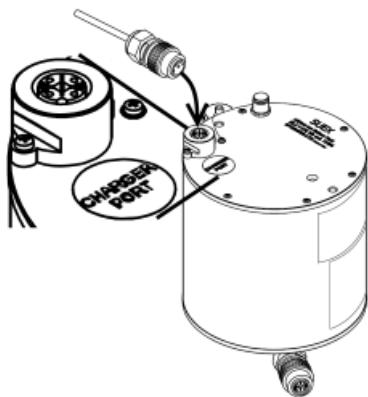
### 1) SVITARE IL TAPPO DEL CONNETTORE



### 2) COLLEGARE IL CARICABATTERIE ALLA RETE




### 3) COLLEGARE IL CAVO DEL CARICABATTERIE AL CONNETTORE DELLA BATTERIA



4)

**INIZIA LA CARICA**

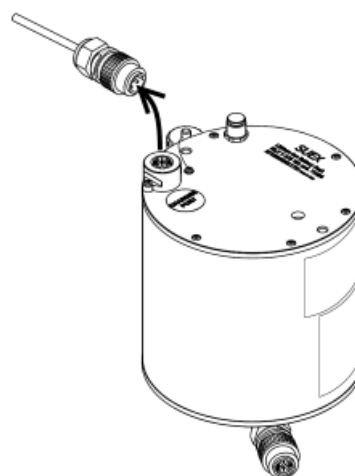
5)



**ROSSO** = CARICA IN CORSO

**VERDE FISSO** o **LAMPEGGIANTE** =  
**BATTERIA CARICA**

### 6) SCOLLEGARE IL CAVO DEL CARICABATTERIE DALLA BATTERIA



### 7) SCOLLEGARE IL CARICABATTERIE DALLA RETE



### 8) RIAVVITARE IL TAPPO DEL CONNETTORE

